

Whey Tanks

The Tunetanken whey tanks are always adapted to the specific project and the customer's requirements for e.g. dimensioning, content, connections and appearance. Vallet tanks from Tunetanken are made of a robust and corrosion-free composite material, which together with a fully molded design makes the tank resistant to corrosive liquids and minimizes the risk of leakage. It ensures long service life and minimal maintenance requirements.

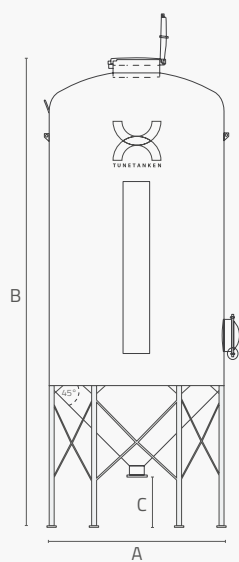
Design

- > Pressure, vacuum, movement, etc. are adapted to media and operating conditions.
- > Temperature: +/- 100°/200° C operation.
- > Chemical resistance is adapted to the media.
- > Standard color: Clear or gray-white (RAL 9002).

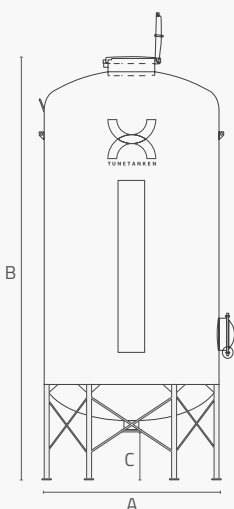
Connections

- > Flange connection: DN80, but can be adapted to operating conditions and needs.
- > Manhole: Ø800 with hinged vent cover and handle.
- > Inspection hatch: Ø500 with gasket and cover.
- > Level indicator stripe: For level orientation.
- > Ladder bracket: For connection of normal ladder.

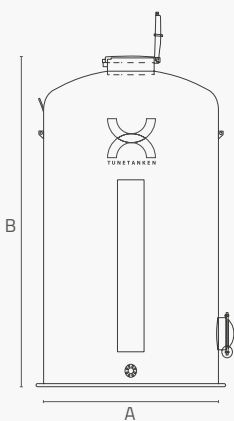


Whey tank with cone bottom, 45°	Type	Volume	Diameter (A)	Total height (B)	Clearance (C)
	VKB5	5,000 ltr.	1,600	3,700	500
	VKB10	10.000 ltr.	2,000	4,500	500
	VKB15	15,000 ltr.	2,400	4,850	500
	VKB20	20.000 ltr.	2,400	5,950	500
	VKB25	25,000 ltr.	3,000	5,350	500
	VKB30	30.000 ltr.	3,000	6,050	500
	VKB35	35,000 ltr.	3,000	6,750	500
	VKB40	40.000 ltr.	3,000	7,500	500
	VKB45	45,000 ltr.	4,000	5,800	500
	VKB50	50.000 ltr.	4,000	6,200	500
	VKB55	55,000 ltr.	4,000	6,600	500

*All undefined measurements are in mm.

Whey tank with domed bottom


Type	Volume	Diameter (A)	Total height (B)	Clearance (C)
VK5	5,000 ltr.	1,600	3,700	500
VK10	10.000 ltr.	2,000	4,600	500
VK15	15,000 ltr.	2,400	4,500	500
VK20	20.000 ltr.	2,400	5,600	500
VK25	25,000 ltr.	3,000	5,000	500
VK30	30.000 ltr.	3,000	5,800	500
VK35	35,000 ltr.	3,000	6,500	500
VK40	40.000 ltr.	3,000	7,300	500
VK45	45,000 ltr.	4,000	5,200	500
VK50	50.000 ltr.	4,000	5,700	500
VK55	55,000 ltr.	4,000	6,200	500

Valletank with flat bottom


Type	Volume	Diameter (A)	Total height (B)
VP5	5,000 ltr.	1,600	2,600
VP10	10.000 ltr.	2,000	3,350
VP15	15,000 ltr.	2,400	3,600
VP20	20.000 ltr.	2,400	4,800
VP25	25,000 ltr.	3,000	4,000
VP30	30.000 ltr.	3,000	4,800
VP35	35,000 ltr.	3,000	5,500
VP40	40.000 ltr.	3,000	6,200
VP45	45,000 ltr.	4,000	4,200
VP50	50.000 ltr.	4,000	4,700
VP55	55,000 ltr.	4,000	5,200

*All undefined measurements are in mm.